


# Unshielded Patch Panel Installation Instruction

1



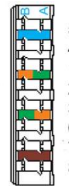
2



Strip approximately 50mm of the cable jacket and separate wires into 4 pairs.

3

IDC(KRONE)



T568A


Pin 5 White/Blue  
Pin 4 Blue  
Pin 1 White/Green  
Pin 2 Green  
Pin 3 White/Orange  
Pin 6 Orange  
Pin 7 White/Brown  
Pin 8 Brown

T568B

Pin 5 White/Blue  
Pin 4 Blue  
Pin 1 White/Orange  
Pin 2 Orange  
Pin 3 White/Green  
Pin 6 Green  
Pin 7 White/Brown  
Pin 8 Brown

Follow the IDC color coding to position T568A or T568B wiring.

4



Punch down wires with LSA-tool.

5



Use the cable tie to manage these cables, then complete the installation.