

- ROLINE Cat.5e (Class D) 19" Patch Panel, 24 Ports, UTP, grey - 26.11.0347
- ROLINE Cat.5e (Class D) 19" Patch Panel, 24 Ports, UTP, black - 26.11.0349

1



180° Angle Type (12 · 16 · 24 · 32 · 48 · 72 · 96port)



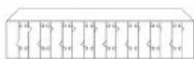
45° Angle Type (12 · 16 · 24 · 32 · 48 · 72 · 96port)

2

IDC(3 Options)



110 D Type



Krone Type




110 D&Krone IDC Compatible

Color Coding Information




| T568A |              | T568B |              |
|-------|--------------|-------|--------------|
| Pin 5 | White/Blue   | Pin 5 | White/Blue   |
| Pin 4 | Blue         | Pin 4 | Blue         |
| Pin 1 | White/Green  | Pin 1 | White/Orange |
| Pin 2 | Green        | Pin 2 | Orange       |
| Pin 3 | White/Orange | Pin 3 | White/Green  |
| Pin 6 | Orange       | Pin 6 | Green        |
| Pin 7 | White/Brown  | Pin 7 | White/Brown  |
| Pin 8 | Brown        | Pin 8 | Brown        |

3




30mm

4



5



30mm

Strip approximately 30mm of the cable jacket, and separate to 4 pair each.

Cut Outside

Follow the direction on the colour-coding sticker for T568A or T568B wiring. Use the impact tool to crimp and connect the wires.

Cable Holder

Use the Cable-Holder to manage these cables, then complete the installation.