Gebrauchsanweisung
Instruction sheet

EasyLan®
...for a better connectivity

DualBoot® PushPull Patchkabel RJ45/RJ45
DualBoot® PushPull patch cable RJ45/RJ45

1.

PushPull (verriegelt)
PushPull (locked)

RJ45 - Modul (z.B. preLink®, fixLink®)
RJ45 - Module (preLink®, fixLink®)



2.

PushPull bis „klick" in das RJ45 - Modul schieben
Push the PushPull into the RJ45 - Module until it clicks

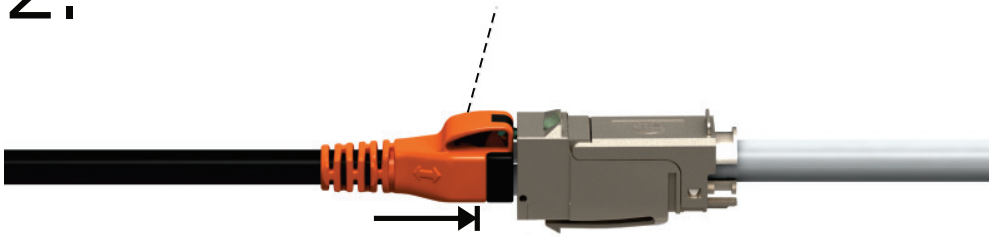

3.

Tülle des PushPull - Patchkabels bis Anschlag zurückziehen
Pull the boot of the PushPull patch cable as far as it will go



4.

leichter Druck auf das Kabel in Steckerrichtung
Apply slight pressure on the cable towards the connector



5.

Zug auf das Kabel → Entriegelung
Pull on the cable → unlocked



Irrtum und technische Änderungen vorbehalten.
Errors and technical changes excepted.